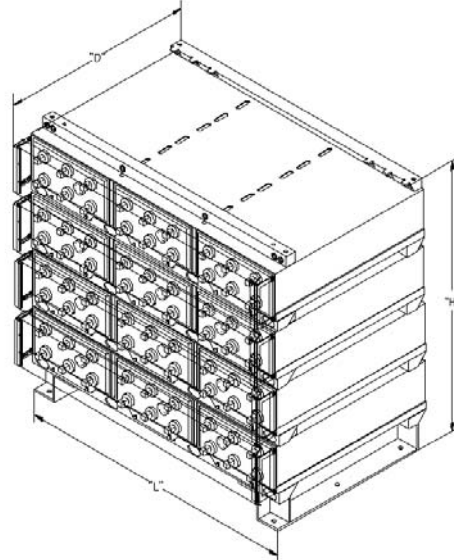




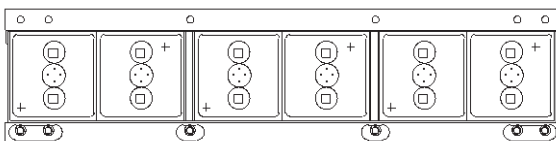
# SPACESAVER™ SYSTEMS

## AVR95 INTERLOCK™ MODULE

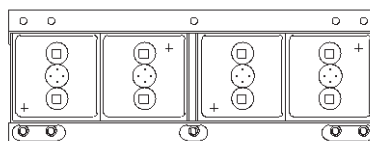
### 24/48 VOLT SYSTEM DIMENSIONS



No. Cells/Module	No. Plates/Cell	System Volts	No. Stacks	No. of Modules High	Total No. of Modules	Capacity C/8 @ 1.75 vpc	Dimensions			
							Length (mm)	Depth <sup>1</sup> (mm)	Height <sup>2</sup> (mm)	Weight <sup>3</sup> (kgs.)
6	7	24	1	2	2	285	19.00" (483)	27.88" (708)	21.58" (548)	759 lbs. (344)
	7	48	1	4	4	285	19.00" (483)		37.66" (957)	1461 lbs. (663)
	9	24	1	2	2	380	23.50" (597)		21.58" (548)	945 lbs. (429)
	9	48	1	4	4	380	23.50" (597)		37.66" (957)	1829 lbs. (830)
	11	24	1	2	2	475	28.00" (711)		21.58" (548)	1132 lbs. (513)
	11	48	1	4	4	475	28.00" (711)		37.66" (957)	2198 lbs. (997)
	13	24	1	2	2	570	32.50" (826)		21.58" (548)	1316 lbs. (597)
	13	48	1	4	4	570	32.50" (826)		37.66" (957)	2564 lbs. (1163)
	15	24	1	2	2	665	37.00" (940)		21.58" (548)	1504 lbs. (682)
	15	48	1	4	4	665	37.00" (940)		37.66" (957)	2934 lbs. (1331)
4	7	24	1	3	3	285	12.66" (322)	27.88" (708)	29.62" (752)	755 lbs. (342)
	7	48	1	6	6	285	12.66" (322)		53.74" (1365)	1454 lbs. (660)
	9	24	1	3	3	380	15.66" (398)		29.62" (752)	945 lbs. (429)
	9	48	1	6	6	380	15.66" (398)		53.74" (1365)	1827 lbs. (829)
	11	24	1	3	3	475	18.66" (474)		29.62" (752)	1131 lbs. (513)
	11	48	1	6	6	475	18.66" (474)		53.74" (1365)	2196 lbs. (996)
	13	24	1	3	3	570	21.66" (550)		29.62" (752)	1316 lbs. (597)
	13	48	1	6	6	570	21.66" (550)		53.74" (1365)	2561 lbs. (1162)
	15	24	1	3	3	665	24.66" (626)		29.62" (752)	1503 lbs. (682)
	15	48	1	6	6	665	24.66" (626)		53.74" (1365)	2931 lbs. (1329)



6 Cell (7–15 plates)



4 Cell (7–15 plates)

<sup>1</sup> Includes module and front shield. Add .75" for one-piece base.

<sup>2</sup> Height includes 4" base support. For overall height dimension (top termination) add top bracket (1.5") and terminal shield (6.25").

<sup>3</sup> Weight includes cells, module and base support, but not the cell hardware.

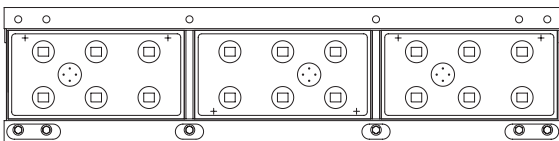


# SPACESAVER™ SYSTEMS

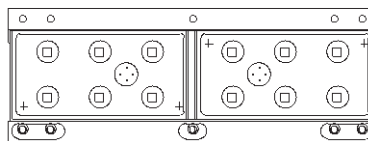
## AVR95 INTERLOCK™ MODULE

### 24/48 VOLT SYSTEM DIMENSIONS (cont.)

No. Cells/Module	No. Plates/Cell	System Volts	No. Stacks	No. of Modules High	Total No. of Modules	Capacity C/8 @ 1.75 vpc	Dimensions			
							Length (mm)	Depth <sup>1</sup> (mm)	Height <sup>2</sup> (mm)	Weight <sup>3</sup> (kgs.)
3	17	24	1	4	4	760	21.90" (556)	27.88" (708)	37.66" (957)	1736 lbs. (787)
	17	48	1	8	8	760	21.90" (556)		69.82" (1773)	3412 lbs. (1548)
	19	24	1	4	4	855	24.15" (613)		37.66" (957)	1922 lbs. (872)
	19	48	1	8	8	855	24.15" (613)		69.82" (1773)	3782 lbs. (1715)
	21	24	1	4	4	950	26.40" (671)		37.66" (957)	2104 lbs. (954)
	21	48	1	8	8	950	26.40" (671)		69.82" (1773)	4144 lbs. (1880)
	23	24	1	4	4	1045	28.65" (728)		37.66" (957)	2290 lbs. (1039)
	23	48	1	8	8	1045	28.65" (728)		69.82" (1773)	4514 lbs. (2048)
	25	24	1	4	4	1140	30.90" (785)		37.66" (957)	2476 lbs. (1123)
	25	48	1	8	8	1140	30.90" (785)		69.82" (1773)	4884 lbs. (2215)
	27	24	1	4	4	1235	33.15" (842)		37.66" (957)	2647 lbs. (1201)
	27	48	1	8	8	1235	33.15" (842)		69.82" (1773)	5223 lbs. (2369)
	29	24	1	4	4	1330	35.40" (899)		37.66" (957)	2845 lbs. (1290)
	29	48	1	8	8	1330	35.40" (899)		69.82" (1773)	5617 lbs. (2548)
	31	24	1	4	4	1425	37.65" (956)		37.66" (957)	3015 lbs. (1368)
	31	48	1	8	8	1425	37.65" (956)		69.82" (1773)	5955 lbs. (2701)
33	24	1	4	4	1520	39.90" (1013)	37.66" (957)	3201 lbs. (1452)		
33	48	1	8	8	1520	39.90" (1013)	69.82" (1773)	6325 lbs. (2869)		
2	17	24	1	6	6	760	14.60" (371)	27.88" (708)	53.74" (1365)	1736 lbs. (787)
	17	48	2	6	12	760	29.20" (742)		53.74" (1365)	3472 lbs. (1575)
	19	24	1	6	6	855	16.10" (409)		53.74" (1365)	1918 lbs. (870)
	19	48	2	6	12	855	32.20" (818)		53.74" (1365)	3836 lbs. (1740)
	21	24	1	6	6	950	17.60" (447)		53.74" (1365)	2106 lbs. (955)
	21	48	2	6	12	950	35.20" (894)		53.74" (1365)	4212 lbs. (1911)
	23	24	1	6	6	1045	19.10" (485)		53.74" (1365)	2288 lbs. (1038)
	23	48	2	6	12	1045	38.20" (970)		53.74" (1365)	4576 lbs. (2076)
	25	24	1	6	6	1140	20.60" (523)		53.74" (1365)	2470 lbs. (1120)
	25	48	2	6	12	1140	41.20" (1046)		53.74" (1365)	4940 lbs. (2241)
	27	24	1	6	6	1235	22.10" (561)		53.74" (1365)	2646 lbs. (1200)
	27	48	2	6	12	1235	44.20" (1123)		53.74" (1365)	5292 lbs. (2400)
	29	24	1	6	6	1330	23.60" (599)		53.74" (1365)	2840 lbs. (1288)
	29	48	2	6	12	1330	47.20" (1199)		53.74" (1365)	5680 lbs. (2576)
	31	24	1	6	6	1425	25.10" (638)		53.74" (1365)	3010 lbs. (1365)
	31	48	2	6	12	1425	50.20" (1275)		53.74" (1365)	6020 lbs. (2731)
33	24	1	6	6	1520	26.60" (676)	53.74" (1365)	3198 lbs. (1451)		
33	48	2	6	12	1520	53.20" (1351)	53.74" (1365)	6396 lbs. (2901)		



**3 Cell (17–33 plates)**



**2 Cell (17–33 plates)**

<sup>1</sup> Includes module and front shield. Add .75" for one-piece base.

<sup>2</sup> Height includes 4" base support. For overall height dimension (top termination) add top bracket (1.5") and terminal shield (6.25").

<sup>3</sup> Weight includes cells, module and base support, but not the cell hardware.

**"POWERED FOR PERFORMANCE"™**

DISTRIBUTED BY:

**EAST PENN manufacturing co., inc.**

Lyon Station, PA 19536-0147 • Phone: 610-682-6361 • Fax: 610-682-4781

Order Department Hotline: 610-682-4231

www.eastpennunigy.com • E-mail: sales@eastpennunigy.com

E.P.M. Form No. 0975A Rev. 11/04

© 2004 by EPM Printed in U.S.A.

No part of this document may be copied or reproduced, electronically or mechanically, without written permission from the company.