



PHOTOVOLTAIC BATTERIES



MAINTENANCE SAVER™ FLOODED SYSTEM /2V

Higher voltage systems naturally have greater power requirements. **DEKA SOLAR MAINTENANCE SAVER™ FLOODED BATTERIES** are available as a single cell or system. They are designed to offer reliable, low maintenance power for renewable energy applications where frequent deep cycles are required and minimum maintenance is desirable.

FEATURES & BENEFITS

Jar and Cover	Molded high impact polypropylene.
Separators	Microporous polyethylene material
Retainers	Vertically and horizontally wrapped glass mat, folded perforated envelope, molded plastic bottom shield
Positive and Negative Plate	Antimony flat plate
Specific Gravity (fully charged)	1.250 @ 25°C (77°F).
Self discharge	4% per month
Cycle life	1500 cycles @ 80% DOD, 4000 cycles @ 20% DOD [Number of cycles based on 6-hr. rate @ 25°C (77°F)]

INNOVATIVE FEATURES

- High capacity flat plate cells
- Long life: 12 to 14 years in shallow cycle service
- Extended watering interval - up to six months because of a large reservoir for electrolyte
 - Thermally sealed cover to container
 - Long-lasting epoxy coated steel trays
 - Custom design modules

OPTIONS AVAILABLE

- Jars and covers constructed of LOI material
- Single point watering system
- Design variations based on specific application needs
 - Cone and thimble bolt-on terminals
 - EZ Link bolt-on connections
 - High Density Polyethylene plastic trays

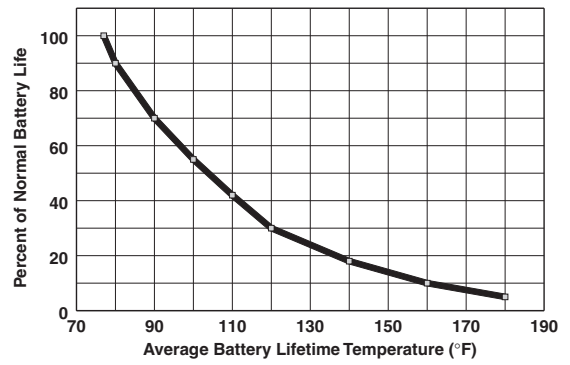
Flooded System Discharge Ratings*

*Cut-Off Voltage at 1.75 VPC

Cell Type	6 Hr.	8 Hr.	20 Hr.	24 Hr.	48 Hr.	100 Hr.
M75	Height:	No Cover – 25 3/4"	Dome Cover – 26 1/4"	Flat Cover – 26 1/2"		
M75-5	143	151	178	182	198	218
M75-7	215	226	267	273	297	327
M75-9	287	302	356	365	396	437
M75-11	358	377	444	456	495	546
M75-13	430	452	533	547	594	655
M75-15	501	528	622	638	693	764
M75-17	573	603	711	729	792	873
M75-19	645	678	800	820	891	982
M75-21	716	754	889	911	990	1091
M75-23	788	829	978	1002	1089	1200
M75-25	860	905	1067	1094	1188	1310
M75-27	931	980	1155	1185	1287	1419
M75-29	1003	1055	1244	1276	1386	1528
M75-31	1074	1131	1333	1367	1485	1637
M75-33	1146	1206	1422	1458	1584	1746
M85	Height:	No Cover – 25 3/4"	Dome Cover – 26 1/4"	Flat Cover – 26 1/2"		
M85-5	162	171	202	206	224	247
M85-7	243	256	302	310	337	371
M85-9	325	342	403	413	449	494
M85-11	406	427	504	516	561	618
M85-13	487	513	605	619	673	742
M85-15	568	598	705	723	785	865
M85-17	649	684	806	826	898	989
M85-19	730	769	907	929	1010	1113
M85-21	811	855	1008	1032	1122	1236
M85-23	893	940	1109	1135	1234	1360
M85-25	974	1025	1209	1239	1346	1483
M85-27	1055	1111	1310	1342	1459	1607
M85-29	1136	1196	1411	1445	1571	1731
M85-31	1217	1282	1512	1548	1683	1854
M85-33	1298	1367	1612	1652	1795	1978
M100	Height:	No Cover – 30 3/4"	Dome Cover – 31 1/4"	Flat Cover – 31 3/4"		
M100-5	191	201	237	243	264	291
M100-7	286	301	355	364	395	436
M100-9	382	402	474	486	528	582
M100-11	477	502	592	607	660	727
M100-13	573	603	712	729	792	873
M100-15	668	704	830	850	924	1018
M100-17	764	805	949	972	1056	1164
M100-19	859	905	1067	1093	1188	1309
M100-21	955	1006	1186	1215	1321	1455
M100-23	1050	1106	1304	1336	1452	1600
M100-25	1146	1207	1423	1458	1585	1746
M100-27	1241	1307	1541	1579	1716	1891
M100-29	1336	1407	1659	1700	1847	2035
M100-31	1432	1508	1779	1822	1980	2182
M100-33	1527	1608	1896	1942	2111	2326

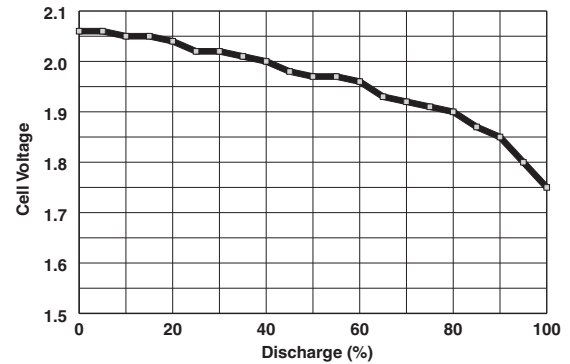
Temperature vs. Battery Life

— Battery Life Curve



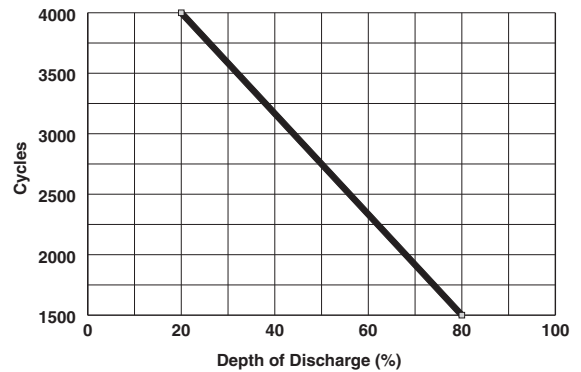
Discharge vs. Voltage

— Voltage Curve



Depth of Discharge vs. Cycles

— Cycle Life



QUALITY SYSTEM
CERTIFIED
ISO 9001
ISO/TS 16949
ENVIRONMENTAL
SYSTEM CERTIFIED
ISO 14001



EAST PENN manufacturing co., inc.

Lyon Station, PA 19536-0147 • Phone: 610-682-6361 • Fax: 610-682-4781

Order Department Hotline: 610-682-4231

www.eastpennunigy.com

e-mail: sales@eastpennunigy.com

E.P.M. Form No. 0919A Rev. 2/10
©2010 by EPM Printed in U.S.A.

No part of this document may be copied or reproduced, electronically or mechanically, without written permission from the company.