



**EAST PENN manufacturing co., inc.**





LYON STATION, PA 19536 • 610-682-6361

**POWR  
MATE™**

## **SEALED VALVE REGULATED LEAD-ACID (SVRLA) GELLED ELECTROLYTE BATTERIES**

*Congratulations on your choice of a new Deka POWR MATE. The Deka POWR MATE combines all the benefits of maintenance-free gel batteries with an on-board, capacity matched charger. Designed with East Penn engineering technology and built by master battery craftsmen according to strict quality assurance guidelines, Deka POWR MATE batteries are the finest available to meet today's material handling requirements. Deka precision construction provides new equipment performance throughout a long life. These batteries have been inspected prior to shipment to ensure they meet your specificacitons as ordered. By following the installation and operator instructions, you will be ensuring optimum life and performance of your new Deka POWR MATE.*

### **INSTALLATION INSTRUCTIONS**

<b>⚠ DANGER</b>			
 <p><b>HIGH VOLTAGE...</b> RISK OF SHOCK. DO NOT TOUCH UNINSULATED TERMINALS OR CONNECTORS.</p>	 <p><b>SHIELD EYES.</b> <b>EXPLOSIVE GASES</b> CAN CAUSE BLINDNESS OR INJURY.</p>	 <p><b>NO</b> • SPARKS • FLAMES • SMOKING</p>	 <p><b>FLUSH EYES IMMEDIATELY WITH WATER.</b> <b>GET MEDICAL HELP FAST.</b></p>
KEEP VENT CAPS TIGHTLY IN PLACE.		VENTILATE WELL WHEN IN AN ENCLOSED SPACE AND WHEN CHARGING.	
SEE INSTALLATION, MAINTENANCE AND OPERATION INSTRUCTIONS FOR IMPORTANT SAFETY PRECAUTIONS.		REPAIR SHOULD BE PERFORMED ONLY BY A QUALIFIED SERVICE TECHNICIAN.	

**BATTERIES AND RELATED PARTS CONTAIN LEAD**



**WASH HANDS AFTER HANDLING!**

CALIFORNIA PROPOSITION 65 WARNING:  
Batteries, battery posts, terminals and related accessories contain lead and lead compounds, and other chemicals known to the State of California to cause cancer and birth defects or other reproductive harm.

California Proposition 65 Workplace Warning Sign 7/04  
Must be posted in workplace near batteries.

<b>CALIFORNIA Proposition 65 Warning</b>	Batteries, battery posts, terminals and related accessories contain lead and lead compounds, and other chemicals known to the state of California to cause cancer and birth defects or other reproductive harm. <b>Wash hands after handling.</b>
--	---

**WARNING: Charging shall be performed by using only the supplied on-board charger for POWR MATE. The valve-regulated vent should not be removed. Removal of the vent will adversely affect the battery's life and performance. The battery's warranty will be void if these guidelines are not followed.**

1. Upon receipt of the POWR MATE, if there are signs of rough handling, or exposed electrolyte, or loose or missing vent(s), file a claim with the carrier and advise your East Penn representative.
2. Make sure that the POWR MATE "SERVICE WEIGHT," which is stamped below the lifting hole in the steel tray, falls within the battery weight range shown on the truck nameplate. East Penn Manufacturing Co., Inc. cannot be responsible for determining that the battery weight is sufficient to counterbalance your particular truck.
3. The batteries should receive a charge prior to placing the POWR MATE into service. The batteries shall be charged by using the supplied on-board charger. The charge is complete when the charger automatically terminates. No other charger should be used. Doing so will void the warranty.
4. The batteries shall be placed on charge at the end of the work shift and the charge should continue until the charger terminates the charge automatically. All vents should be unobstructed. The steel tray cover or the truck compartment should be kept open during the entire duration of charge.

**INSTALLATION INSTRUCTIONS** (continued)

**RECHARGE GUIDE**

Estimated Hours of Operation	Approx. Hours to Recharge
1	1.00 - 1.50
2	2.50 - 3.00
3	4.00 - 4.50
4	4.50 - 5.50
5	5.50 - 7.50
6	7.00 - 8.50

- Measuring the open circuit voltage provides a way to determine the state of charge of the batteries. The open circuit voltage shall be taken with a voltmeter. Voltage measurements should be taken no earlier than 4 hours on open circuit following a charge.

**STATE OF CHARGE VS. OPEN CIRCUIT**

% Charge	Open Circuit Voltage
100 .....	2.15 – 2.18
75 .....	2.12
50 .....	2.07
25 .....	2.01
0 .....	1.97

- EPM recommends when lifting a POWR MATE that an insulated lifting beam be used. Also, make certain that the lifting hooks are the correct size and are properly aligned with the holes in the lifting ears of the tray prior to hoisting the POWR MATE.

**OPERATOR INSTRUCTIONS**



**SEALED VALVE REGULATED LEAD-ACID (SVRLA)  
GELLED ELECTROLYTE BATTERIES**

**WARNING:** *Always wear safety glasses when working around batteries!  
Keep sparks and flames away! The valve regulated pressure relief valve should never be removed or loosened!*

- The top of the batteries should be kept clean and dry at all times. Simply clean the tops of the batteries with a damp cloth. The valve regulated vent and shroud shall remain on the batteries at all times.
- The cables and connectors should be inspected monthly for exposed copper wires, frayed or cracked insulation, loose connections, or pitted contacts, and repaired as required.
- Be especially careful to keep metallic objects off the top of the batteries. Any metal touching two or more connectors may cause a short circuit resulting in an arc or spark which ignite battery gasses explosively.

**SPECIFICATIONS**

BATTERY MODEL	A.H. CAPACITY 6 HR. RATE	K.W.H. CAPACITY 6 HR. RATE	A.C. SUPPLY	DIMENSIONS (inches)			APPROX. WEIGHT (lbs.)
				LENGTH	WIDTH	HEIGHT	
8GGC2 - 24 Volts	155 A.H. TO 1.70 VPC	3.60	120 Volts	26	8 9/16	25 1/4	350